


TECH IS MAGIC



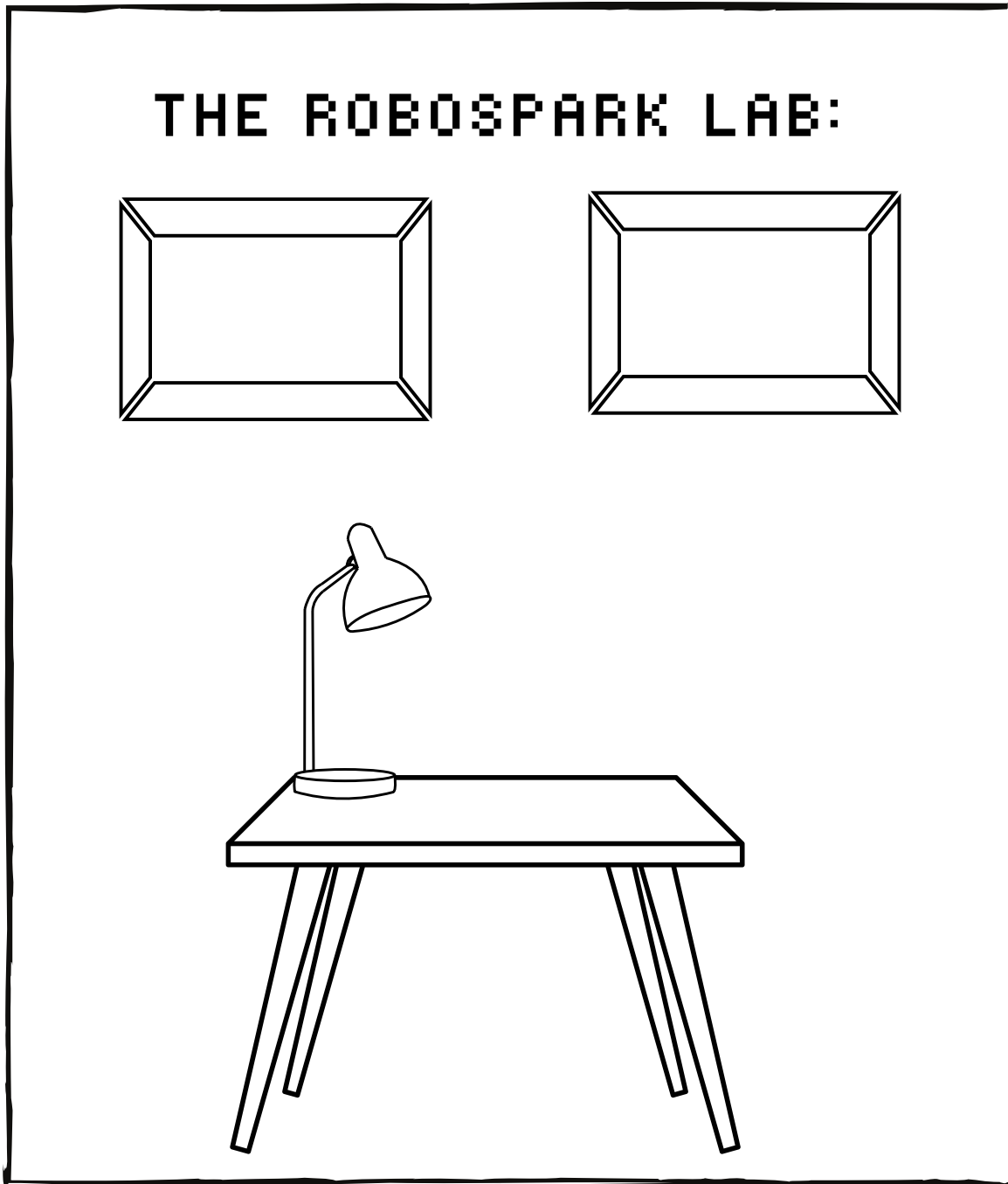
Coloring & Creativity Book

Explore, Imagine & Color the
World of Technology!

STEM fun through art & imagination
Inspire the next tech innovator!

The RoboSpark Lab: Where curious minds build brilliant bots!

Color in your lab to make it truly yours! What's inside your secret lab?




Teacher Tip: Scale the Learning

- K: Color, circle, or verbally explain their lab
- Grade 1: Label lab parts with words or short phrases
- Grade 2: Write sentences explaining what each part does and why

Meet Gigabot: A big, gentle bot with a giant brain

Color your robot, then draw their favorite gadget!




Teacher Tip: Scale the Learning

- K: Color, circle, or verbally explain their robot
- Grade 1: Label parts with words or short phrases
- Grade 2: Write sentences explaining what each part does and why

The ColorCore Console

Color your device then write what special power your robot just unlocked!




Teacher Tip: Scale the Learning

- K: Color, circle, or verbally explain their robot
- Grade 1: Label parts with words or short phrases
- Grade 2: Write sentences explaining what each part does and why

Mission: Power Boost!

Color your robot's energy core using red, orange, and yellow.

What new superpower does it unlock?

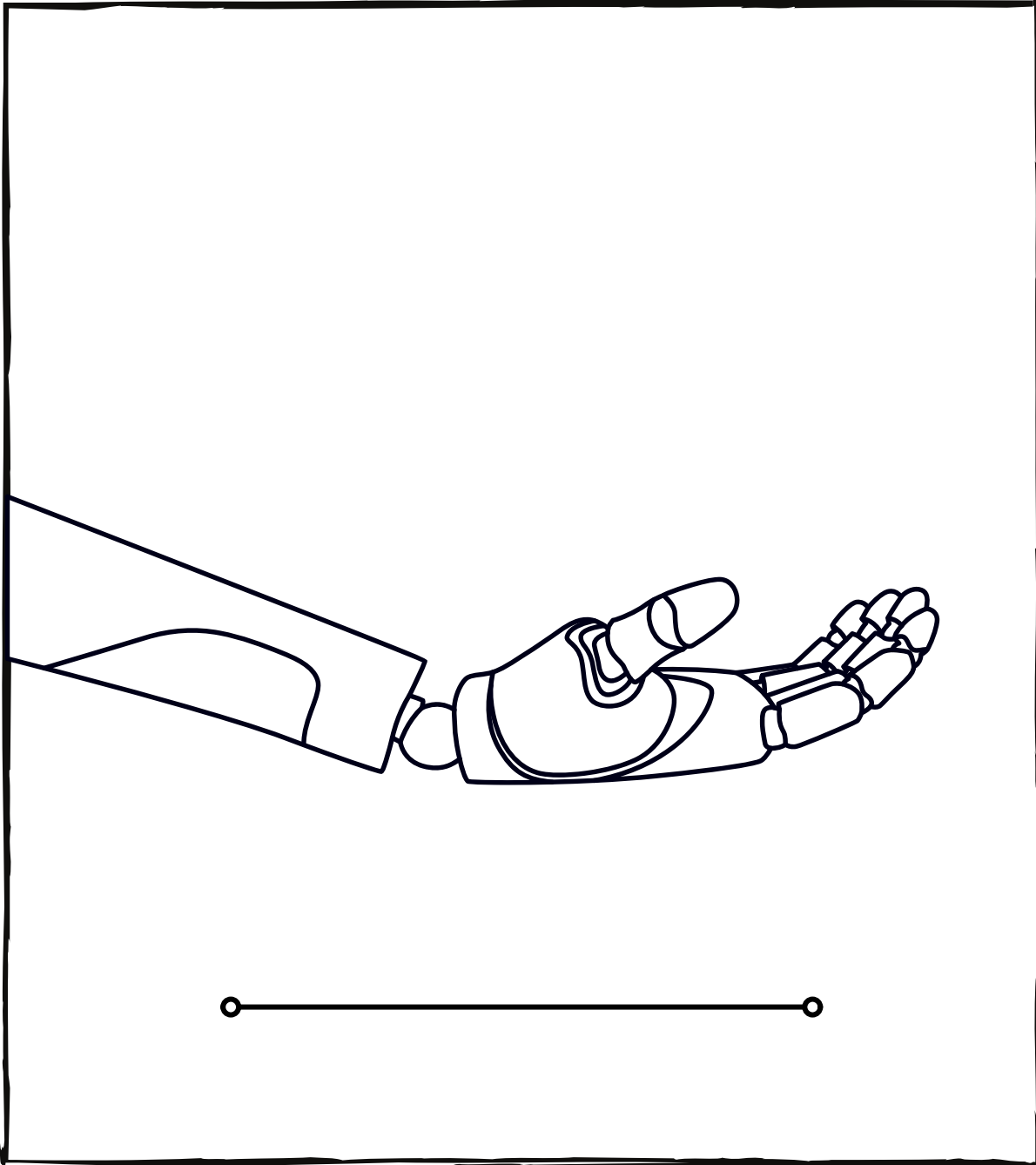


Teacher Tip: Scale the Learning

- K: Color, circle, or verbally explain their battery
- Grade 1: Label parts with words or short phrases
- Grade 2: Write sentences explaining what each part does and why

Add a Secret Tool!

Every robot needs a surprise gadget. Draw one in your robot's hand and give it a cool name.




Teacher Tip: Scale the Learning

- K: Color, circle, or verbally explain their robot
- Grade 1: Label parts with words or short phrases
- Grade 2: Write sentences explaining what each part does and why

Customize the Control Panel

Design 3 buttons for your robot's chest screen. What do they each do?
(Hint: One can be for flying, one for invisibility, and one for dance mode!)




Teacher Tip: Scale the Learning

- K: Color, circle, or verbally explain their robot control panel
- Grade 1: Label parts with words or short phrases
- Grade 2: Write sentences explaining what each button does and why

Invent a Sidekick!

Draw your robot's mini helper! What's their name and special skill?




Teacher Tip: Scale the Learning

- K: Color, circle, or verbally explain their robot
- Grade 1: Label parts with words or short phrases
- Grade 2: Write sentences explaining what each part does and why

Upgrade Your Robot. Mission: Power Boost!

Color your tools then write what special power your robot just unlocked!



Teacher Tip: Scale the Learning

- K: Color, circle, or verbally explain their robot
- Grade 1: Label parts with words or short phrases
- Grade 2: Write sentences explaining what each part does and why

Writing Extension (Optional):

- Grade 1: "My robot helps me by..."
- Grade 2: "My robot helps me by... because..."